



A.H. Systems, Inc.

9710 Cozycroft Ave.
Chatsworth, CA 91311



Tel: (818) 998-0223



sales@AHSystems.com

Fax: (818) 998-6892




www.AHSystems.com

SAS-584

Standard Gain Horn Antenna

5.85 GHz – 8.20 GHz

This Standard gain horn antenna has medium gain, low VSWR, and a constant antenna factor; excellent for both immunity and emissions testing.



Frequency Range: 5.85 GHz – 8.20 GHz

Antenna Factor: 32.2 dB/m

Gain: 14.8 dBi

Maximum Continuous
Power: 250 Watts

Max Radiated Field: 500 V/m

Beamwidth E-plane: 30°

Beamwidth H-plane: 29°

Impedance: 50 Ω

VSWR: 1.2:1 (1.5:1 max)

Connector: WR-137 to N-Type female adapter

Features

- Frequency Range of 5.85 GHz to 8.2 GHz
- Linearly Polarized High Gain, Low VSWR
- Individually Calibrated at 1 Meter Horizontal Polarity
- Attached Tripod Mount for Horizontal and Vertical Mounting
- Three year Warranty

The Standard Gain Horn Antennas are designed specifically for utilization in emissions and immunity testing over the frequency range of 1 to 40 GHz. Each antenna is linearly polarized and has medium gain, low VSWR, and a constant antenna factor. The Standard Gain Horn performance is very precise and predictable through design parameters. Comparisons of measured versus computed antenna factors and gain have been shown to be +/- .5 dB. Therefore, the antenna is considered to be a standard reference, similar to that of a resonant dipole below 1 GHz. The coax-to-waveguide adapter is the only power-limiting component on the antenna and can be removed if high fields are desired. Each Standard Gain Horn comes with a tripod mount that adapts to any tripod with 1/4-20 male threads. Horizontal and vertical polarization is obtained by rotating the antenna on the tripod.

Recommended Accessories

- ATU-510 (Antenna Tripod Unit, Wooden)
- AEH-510 (Azimuth and Elevation Head)
- SAC-18G-3 (3 Meter Low Loss Cable)



A.H. Systems, Inc.

9710 Cozycroft Ave.
Chatsworth, CA 91311

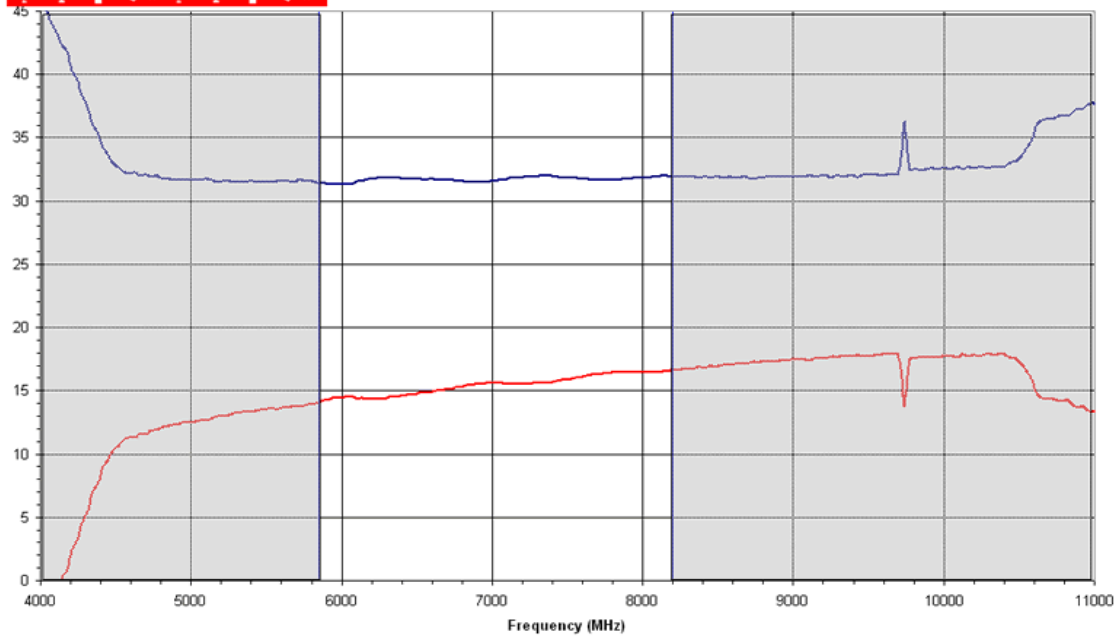
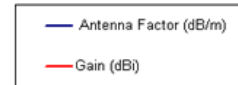


Tel: (818) 998-0223
Fax: (818) 998-6892

◆ sales@AHSystems.com
◆ www.AHSystems.com

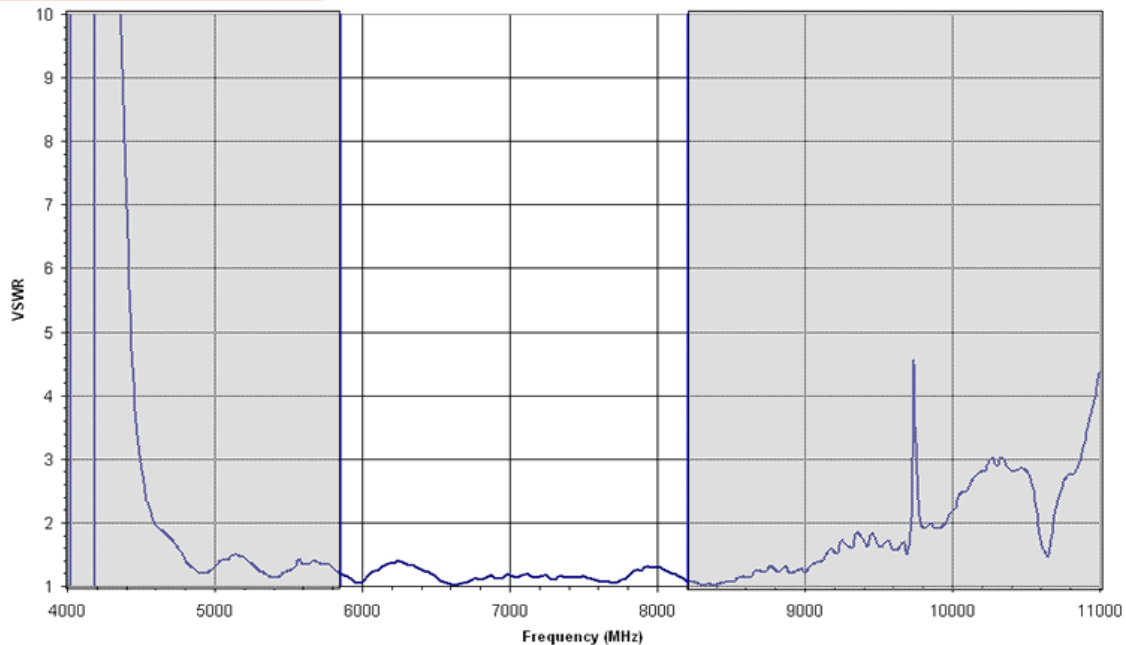
A.H. Systems, inc.
9710 Cozycroft Ave.
Chatsworth, CA 91311
818.998.0223 fax 818.998.6892
sales@AHSystems.com www.AHSystems.com

Antenna Data
1 Meter horizontal Polarity
Model: SAS-584



A.H. Systems, inc.
9710 Cozycroft Ave.
Chatsworth, CA 91311
818.998.0223 fax 818.998.6892
sales@AHSystems.com www.AHSystems.com

Antenna VSWR
Model: SAS-584





A.H. Systems, Inc.

9710 Cozycroft Ave.

Chatsworth, CA 91311



Tel: (818) 998-0223



sales@AHSystems.com

Fax: (818) 998-6892



www.AHSystems.com

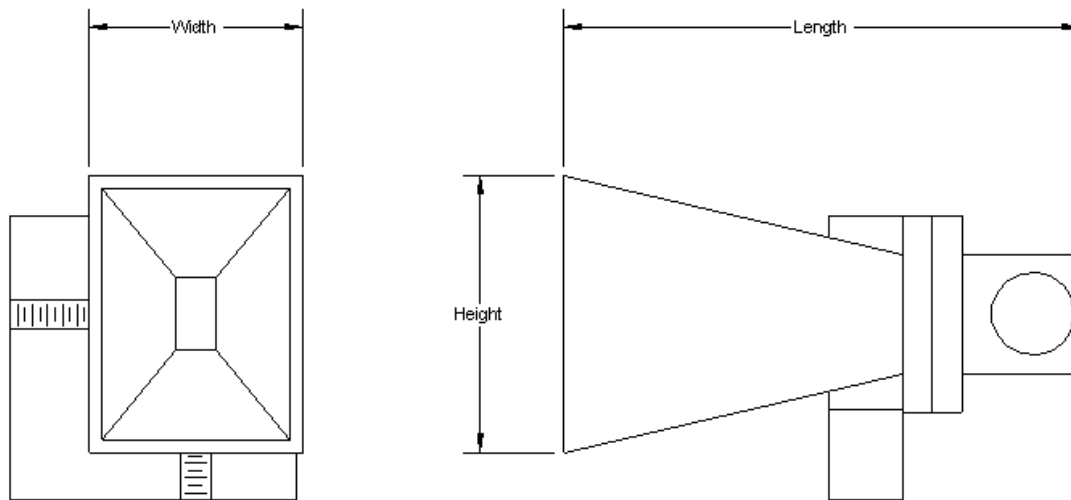


Figure 1 – SAS-584 (Horizontal Polarization)

Physical Dimensions:

Length: 8.6 in. (21.8 cm)

Width: 2.6 in. (6.6 cm)

Height: 3.5 in. (8.89 cm)

Weight: 1.1 lb. (0.5 kg)